

**MITSUBISHI
ELECTRIC**

Changes for the Better

AIR CONDITIONERS

Series
MSY-RJZ



霧峰
KIRIGAMINE



ORIGIN OF MSY-RJ2 SERIES

The Longest-running Air Conditioner Brand

The late 1960s was the phase of "the Japan's plan to double national income," which allowed people to significantly raise the standard of living. Under those circumstances, more and more people desired to have a cottage in a summer resort, feeling refreshed in a highland. In order to enhance the association of Air Conditioners with such feeling summer resorts evoke, Mitsubishi Electric branded window-mounted types as "Karuizawa", the floor-mounted type as "Kamikochi", and the wall-mounted type as "Kirigamine", all of which were named after famous summer resorts in Suwa City of Japan.

Kirigamine Highlands is an eminent scenic spot with a splendid view of Suwa City in Nagano, Mt. Fuji, the Yatsugatake mountain range and alpine flora of each season. With a strong updraft around it, the upland is also known as the birthplace of gliding in Japan.

In spring 2017, "Kirigamine", in honor of the brand's 50th anniversary, was awarded a letter of gratitude from Suwa City for its contribution towards enhancing tourism & making Suwa City a popular tourist destination in Japan.

Mitsubishi Electric will continue to dedicate itself to deliver refreshing comfort to all customers, thus enabling them to feel as if they were in Kirigamine Highlands.



TIMELINE OF PROGRESS

1954

Room Air Conditioners production started.

1960

Introduced premium range of Air Conditioners: Window type as "Karuzawa" & Floor Mounted type as "Kamikochi".

1961

First in the industry to begin sales of **Heat Pump Air Conditioners** for residential use.

1967

Exclusive premium range "**Kirigamine**" introduced for wall mounted type Air Conditioner.

1968

First in the world to begin sales of separate wall Air Conditioners with **Built-in "Line-Flow Fan"**.

1971

Introduced **Japan's quietest, light all-plastic Air Conditioner**.

1975

Introduced **Slim Air Conditioner** with depth of 17cm.

1978

Introduced industry's first mounted "**Green Sign**" **Temperature Indicator**.

1984

Introduced inverter-driven Air Conditioner with **Wireless Remote Control** and **Automatic Ventilation Flaps**.

1986

Introduced body temperature control via "**Automatic Temperature Control Feature**".

1988

Introduced "**Twin-Fan Air Conditioner**" as the pioneer of comfortable air flow.

1994

Introduced "**Panorama Eye**" (built-in sensor to detect location of people).

1995

Introduced "**Wide & Long Energy-saving**" Kirigamine with 120° wide air flow and industry top level energy saving.

2000

Introduced "**I Feel Kirigamine**" equipped with the "**I Feel**" **multi-sensor System**, including the industry's first heat sensor to measure the temperature felt by room occupants.

2005

Introduced the "**Kirigamine i-see Sensor (Move Eye)**" for wide-area living spaces.

2007

Introduced the 8 Series equipped with the **human-sensing i-see sensor (Move Eye)** and **automatic cleaning** functions. Released the "**Zubdan Kirigamine**" specified for the use in cold areas.

2010

MITSUBISHI ELECTRIC INDIA operations started.

2012

Introduced the "**Hybrid Kirigamine**", which saves energy by automatically switching between "**Cooling and Heating and Ventilation**".

2016

World's first '**Personal Twin Flow**' with different temperatures in the room.

2017

Introduced **GN series with Dual Barrier Coating** feature first time in India.

2019

Introduced **Tropical Inverter GRT series** in India.

2021

New **Kirigamine** Models introduced in India.

2024

New **MSY-RJX** Models introduced in India.

2026

Launching an Air Conditioner and Compressor **Factory in India** under the **Make in India Initiative**.



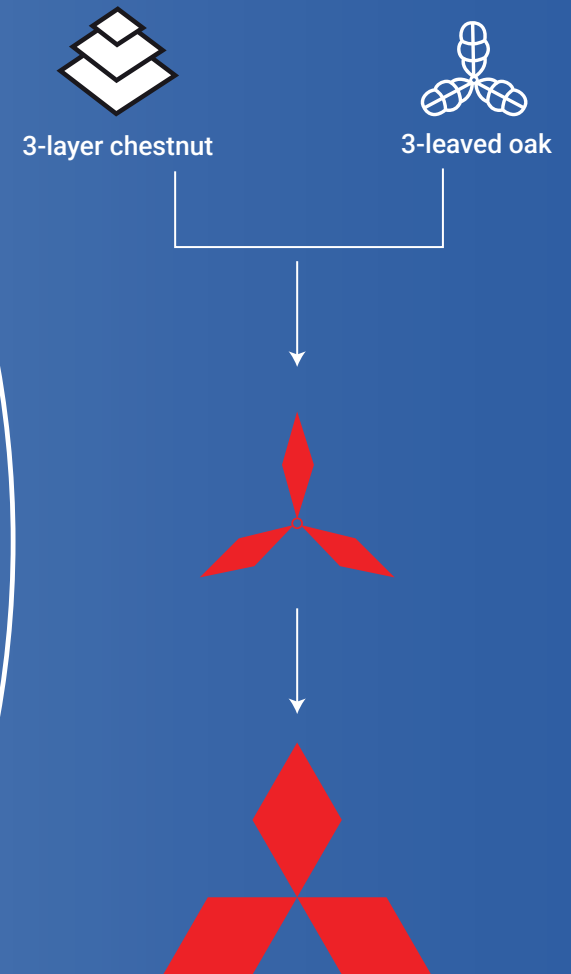


The Foundation of 1870 **YATARO IWASAKI**

The Inception. Established by Yataro Iwasaki as the shipping firm Tsukumo Shokai, marking the beginning of a global legacy in engineering and trade. It bears no legal affiliation to other companies that have the word "Mitsubishi" in their name or using the same logo except Mitsubishi Electric Group companies.

Born 1835. Founder of Mitsubishi and architect of the Three Principles:

- 1. Corporate Responsibility to Society.** Strive to enrich society, both materially and spiritually, while contributing to the preservation of the global environment.
- 2. Integrity and Fairness.** Maintain principles of transparency and openness, conducting business with integrity and fairness.
- 3. Global Understanding through Business.** Expand business, based on an all-encompassing global perspective.



A Century of Evolution

INVERTER TECHNOLOGY

Mitsubishi Electric leverages its cutting-edge production technologies to manufacture world-class products in its state-of-the-art assembly lines ensuring complete peace of mind for its customers across the globe.

Capitalizing on our century-old experience and expertise in understanding customer needs, we manufacture our own key components like Inverter Power Module, Compressors, Propeller Fan, DC Motors, etc. Our advanced inverter technologies have enabled us to achieve powerful and desired cooling comfort without compromising on energy efficiency.



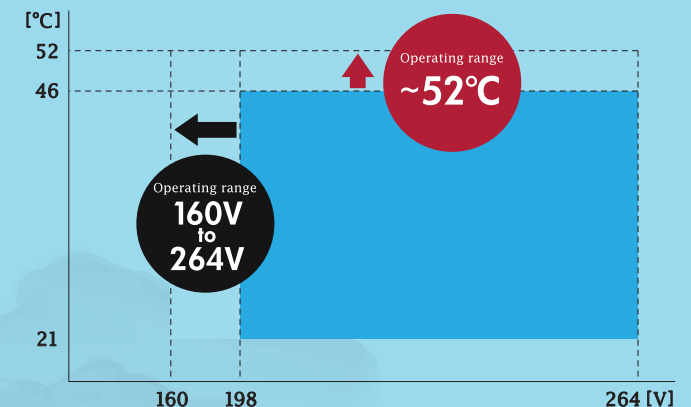
COOLING OPERATION RANGE

UPTO
52°C

Proper operation is ensured at outdoor temperatures up to 52°C with the optimized heat exchanger and the PCB's improved cooling performance.

Even under harsh summers, this unit can maintain its rated cooling capacity and achieve a comfortable room temperature.

Operating Range



*Protection mode will be activated at certain condition.

COMPRESSOR

The compressor is the heart of the air conditioner. Employing Mitsubishi Electric's proprietary technology, we are able to achieve both high efficiency and high power.



POKI-POKI MOTOR



Dramatically enhanced motor efficiency utilising original dense winding technology.

HEAT CAULKING



Original heat caulking method minimizes cylinder distortion for even greater efficiency.

INVERTER POWER MODULE

The Inverter Power Module is the brain of the air conditioner. It minimizes power consumption by adjusting the frequency.




ELECTRONIC METAL HOUSING BOX

This special box protects the electronic circuitry from dust ensuring its reliable operation and preventing fire in the event of a short circuit.



PROPELLER FAN



Newly designed propeller fan maximizes airflow efficiency. It delivers the most air volume with the least noise.


DC FAN MOTOR



A highly efficient DC Fan motor drives the fan of the outdoor unit. Efficiency is much higher than an equivalent AC motor.

DUAL BARRIER COATING

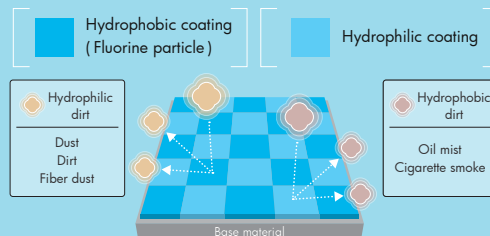
Dual Barrier Coating prevents dust and greasy dirt from getting into the air conditioner.



Dual Barrier Coating

State-of-the-art coating technology

Dual Barrier repels both types of dirt



Comparison of dirt on Fan

Fan



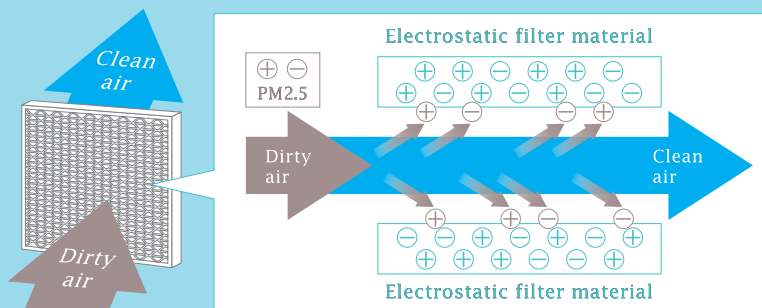
Image after 10years

Dual Barrier Coating used

Coating prevents dust and greasy dirt from accumulating on the inner surfaces of the indoor unit, keeping your air conditioner clean. The two-layer coating consists of a hydrophilic surface and a hydrophobic surface. The hydrophilic layer repels oily dirt, while the hydrophobic layer prevents fiber and dust from adhering.

MICRO PARTICLE CATCHING FILTER AND HIGH DENSITY FILTER

Effectively catches floating PM 2.5 particles to maintain clean air in the room.




Electrostatic material removes PM 2.5 from the air and absorbs it when passing through the filter.



Effectively eliminate PM 2.5 and catch smaller dusts.

Comparison of Density of filters

High Density Filter can prevent smaller dust from entering the inside of air conditioners.



High Density Filter



Standard Filter

EASY CLEAN

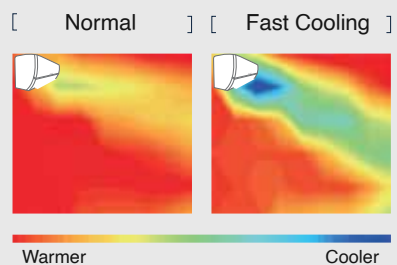
The filter can be removed from the front top for quick cleaning without opening the front flap.

FAST COOLING

At Mitsubishi Electric, we invest great care in designing our product features, instant relief from scorching heat is one such desire met successfully through the fast cooling feature in our air conditioners provided just at the click of a button.

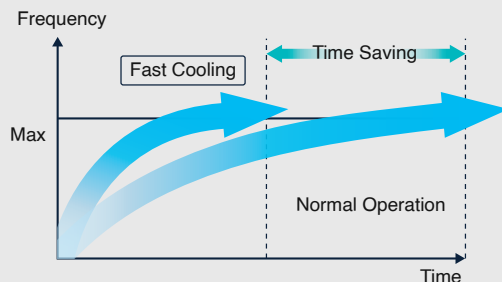


01 Thermography



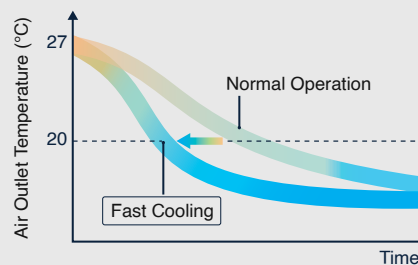
Quickly cools the room with the highest-volume and low-temperature airflow at 2 min. after operation.

02 Compressor Frequency Image



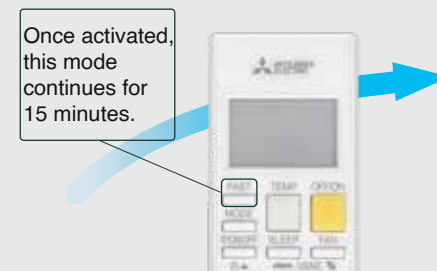
Pressing the Fast Cooling button makes the compressor reach its maximum frequency remarkably faster than in Normal Operation.

03 Air Outlet Temperature



Lowers the air outlet temperature faster than Inverter Normal Operation.

04 Fast Cooling Button



Fast Cooling mode starts immediately with the push of a button. According to preference, air direction can be changed freely.

VANE CONTROL

Up and Down / Left and Right




Vanes can be moved left and right, and up and down using the remote controller.



U-AIR FILTER

New Anti-Virus Pre-Filter is available (standard built-in), which has suppressing effect even for SARS-CoV-2.
*1 (Test result)







*1 Tested Organization: Japan Textile Products Quality and Technology Center. Test Report No. 21KB-080331-2 Test Method: JIS L 1922. Test result: Neutralized 99% of SARS-CoV-2 in 2 hours




RJZ SERIES INTRODUCED

ADVANCED DESIGN & EASY MAINTENANCE

RJZ Series

NEW REMOTE CONTROLLER

<p>Advanced Basic Structure</p> <p>Grill / Panel structure</p>	<p>01</p>  <p>02</p>  <p>Combined structure makes easy to take grill / panel off.</p>	<p>Easy Maintenance</p> <p>Access to electronic circuit board</p>	 <p>Combined structure realize easy access to electronic circuit board by small unit base and less process.</p>	<p>Easy Installation</p> <p>An earth wire connection</p>	 <p>An earth wire can be connected by inserting the wire under the earth clamp and tightening the screw, without processing the end of the wire.</p>
---	---	--	---	---	---

<p>Easy Installation</p> <p>Easy Maintenance</p> <p>Shorter space between indoor unit and ceiling (Left pipe)</p> <p><small>*For the details, please refer to the Installation Manual.</small></p>	 <p>Indoor unit can be installed close (59 mm) to ceiling when taking off combined grill / panel.</p>	<p>Easy Installation</p> <p>Back plate with a hole</p>	 <p>Center pipe installation can be worked smoothly by taking out the pipe from the back with original knockout hole.</p>	<p>Easy Installation</p> <p>Spacer</p>	 <p>Corner of package can lift indoor unit and make space, which makes installation stable.</p>
--	--	---	---	---	--



New stylish and compact remote controller features easy-read big display and simple button position with fundamental functions.

01



Error codes are displayed on the remote controller for troubleshooting

*For details, please refer to the operating instructions.

02

LED Backlight Remote

You'll be able to customize your environment at a touch of a button. The generous LED display lets you check temperature and other operating conditions at a glance.

03



A Remote Controller That Fits You

Its compact design creates the perfect fit for your hand.

MSY-RJZ SERIES

SPECIFICATIONS

Type	Inverter Cooling only				
Model name	Indoor unit		MSY-RJZ13VF	MSY-RJZ18VF	MSY-RJZ22VF
	Outdoor unit		MUY-RJZ13VF	MUY-RJZ18VF	MUY-RJZ22VF
Cooling Capacity*	Rated (Min-Max)	Watt	3600 (900-3800)	5200 (1500-5300)	6600 (1600-6600)
Star Rating			3 Star	3 Star	3 Star
Energy Efficiency	ISEER		4.30	4.30	4.30
Power Input	Rated (Min-Max)	Watt	1145 (300-1400)	1650 (400-2100)	2100 (400-2100)
Air Volume	Indoor unit (Quiet-Lo-Med-Hi-SHi)	CFM	167-242-324-371-414	282-373-458-566-676	278-405-501-532-778
Noise Level	Indoor unit (Quiet-Lo-Med-Hi-SHi)	dBA	22-28-36-40-43	26-33-40-44-49	27-37-41-45-53
Refrigerant			R32		
Power supply	Voltage	V	230V		
Power Input Range	Voltage	V	160-264V		
Operating Current	Rated (Min-Max)	A	5.4 (1.3-7.0)	7.6 (2.1-9.2)	9.2 (2.2-9.2)
Indoor unit	Net Dimensions (H x W x D)	mm	290x799x233	290x999x233	
	Net Weight	kg	9.0	10.40	11.0
Outdoor unit	Net Dimensions (H x W x D)	mm	538x699x249	545x780x294	
	Net Weight	kg	21.0	28.0	28.0
Pipe Size	Diameter Liquid	mm (inches)	6.35 (1/4")		
	Diameter Gas	mm (inches)	9.52 (3/8")	12.7 (1/2")	
	Additional Refrigerant	gm	10 gm per meter		
	Max.Length	m	20	20	30
	Max.Elevation	m	12	12	12
Ambient Operating Range		°C	21-52		
Control wiring (Copper)	ODU to IDU	Core No. x Sq.mm		4 Core x 1sq.mm	
Power cable (Copper)	ODU	Core No. x Sq.mm	3 Core x 1sq.mm	3 Core x 1sq.mm	3 Core x 2.0sq.mm
ODU Breaker Size		A	10	10	16

Rated conditions:

*Cooling - Indoor: 27°C (80°F) DB, 19°C (66°F) WB, Outdoor: 35°C (95°F)

Refrigerant piping length : 3.0m

Total input based on the indicated voltage (indoor/outdoor): 1 phase 230V 50Hz

Specifications may change as per product development

MSY-RJZ SERIES

FEATURES & FUNCTIONS

MSY-RJZ 13VF



H290 x W799 x D233 (mm)



H538 x W699 x D249 (mm)



Remote Controller

MSY-RJZ 18/22VF



H290 x W999 x D233 (mm)



H545 x W780 x D294 (mm)



Remote Controller



Magnetic Flux Vector Sine Wave Drive



Joint Lap DC Motor



Vector Wave Eco Inverter



Heat Caulking Fixing Method



Reluctant DC Rotary Compressor



Micro Particle Catching Filter



V-Air Filter



I-Feel Model



Dual Barrier Coating Fan



Electrostatic Anti-allergy Enzyme Filter (Optional)



Ambient temperature range (Up to 52°C)



Auto Restart



Voltage Range (160-264V)



Easy to install



12-Hours On/Off Programmable timer



Fast Cooling Mode



Auto Fan Speed Mode



Long Airflow



Horizontal vane swing



Vane Control Left & Right



Error Code display on Remote Controller



New Remote Controller



Luminous Button



Sleep Mode




Blue Fin (Condenser ODU)



THE PERFECT COMFORT RANGE

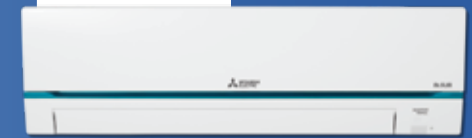
HIGH-WALL INVERTER SERIES

MSY-GZ



5/4-Star Cooling Only

MSY-GR(T)



4-Star Cooling Only

MSZ-HZ



3-Star Hot & Cold

MSY-RJZ



3-Star Cooling Only

MSY-JZ



3-Star Cooling Only

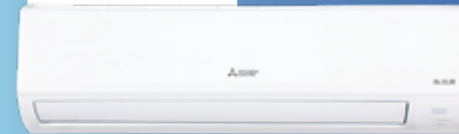
MSY-AMZ



3-Star Cooling Only

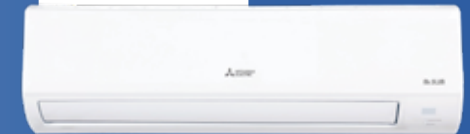
HIGH-WALL NON-INVERTER SERIES

MS-AGZ



2-Star Cooling Only

MS-AJZ



1-Star Cooling Only

Available In





Series
MSY-RJZ

OUR PRESENCE

MITSUBISHI ELECTRIC INDIA PVT. LTD.

GURUGRAM HEAD OFFICE

3rd Floor, Tower A, Global Gateway, M.G. Road,
Gurugram – 122002, Haryana, India.
Tel: +91 (124) 673 9300

DELHI REGISTERED OFFICE

B1/G3, 4th Floor, Mohan Cooperative Industrial Estate,
New Delhi – 110044
Tel: +91 (124) 673 9300

MANUFACTURING FACILITY

Central Avenue, Plot No. 27, Mahindra Industrial Park
Chennai Limited, Gummidipoondi Taluk, Peruvoyal Village,
Origins Mahindra World City, Tiruvallur, Tamil Nadu – 601206

TECHNICAL CENTRES

Ahmedabad: 079-67777861, Bengaluru: 080-40201600,
Chennai: 044-49232222, Delhi: 011-66057900,
Mumbai: 022-66116200

For service support



Customer Care (Toll Free)
1800 102 2626



- ★ Head Office
- Branch Offices
- ▲ Satellite Offices
- ★ Technical Centres
- Sales Offices
- ★ Manufacturing Facility

*Map for reference purpose only.

For more details



BRANCH / SALES OFFICES

North Zone

Delhi: 011-66057900, Haryana: 085277 92569
Chandigarh: 0172-4601645, Ludhiana: 0161-4061654
Ghaziabad: 0120-4230692, Jaipur: 0141-4011109
Lucknow: 0522-4002607

West Zone

Mumbai: 022-66116200, Ahmedabad: 079-67777888
Indore: 0731-4098991, Nagpur: 712-2284020
Pune: 020-41555000, Rajkot: 0281-2585525
Vadodara: 0265-2314699, Surat: 0261-4003111

East Zone

Kolkata: 07086087007, Bhubaneswar: 09073949597
Patna: 07739857587, Raipur: 08817936264

South Zone

Chennai: 044-49232222, Bengaluru: 08065301600
Coimbatore: 0422-4385606, Hyderabad: 040-43438888
Kochi: 0484-4862093, Vijaywada: 08498894567

SATELLITE OFFICES

North Zone

Agra: 09536900140, Dehradun: 08800878763
Kanpur: 09205987322, Varanasi: 09410245883
Gorakhpur: 7992074100

West Zone

Aurangabad: 07387777132, Bhopal: 09907135346
Goa: 09769627630

East Zone

Ranchi: 07677063849, Guwahati: 07086087007

South Zone

Hubli: 08448398012, Mangalore: 08448398012
Tirupati: 09319591931, Madurai: 9600923533
Vellore: 09500824622, Erode: 08448894663
Vizag (Visakhapatnam): 09205987308